

Graduate Survey Results

Presenter: Danielle Newman
Senior Leader: Bill White



Greatness Grows **Here!**

August 14, 2025



Overview

Greatness Grows **Here!**

- 37% of graduates completed this survey (2,247 out of 6,072) developed by the Research Department.
- Hollis F. Price Middle College, Medical District High, Kingsbury, and B.T. Washington High, had over a 90% survey completion rate. Response rates for each school can be found [HERE](#).
- A majority of respondents plan to go to college (72%) with a small percentage planning to join the military (6%) or enter the workforce (9%).
 - Among the multiple reasons selected, 27% cited personal preferences while another 25% cited financial reasons.
 - Personal interests or passions were the most cited factor that influences post-grad decision.
- A strong majority (78%) agreed that MSCS prepared them for post-graduation; however, graduates said they wanted to see more qualified teachers and hands-on learning to improve the educational experiences and classroom instruction at MSCS.
- 57% of graduates would like us to follow-up after graduation to learn more about their progress (n=1,195).

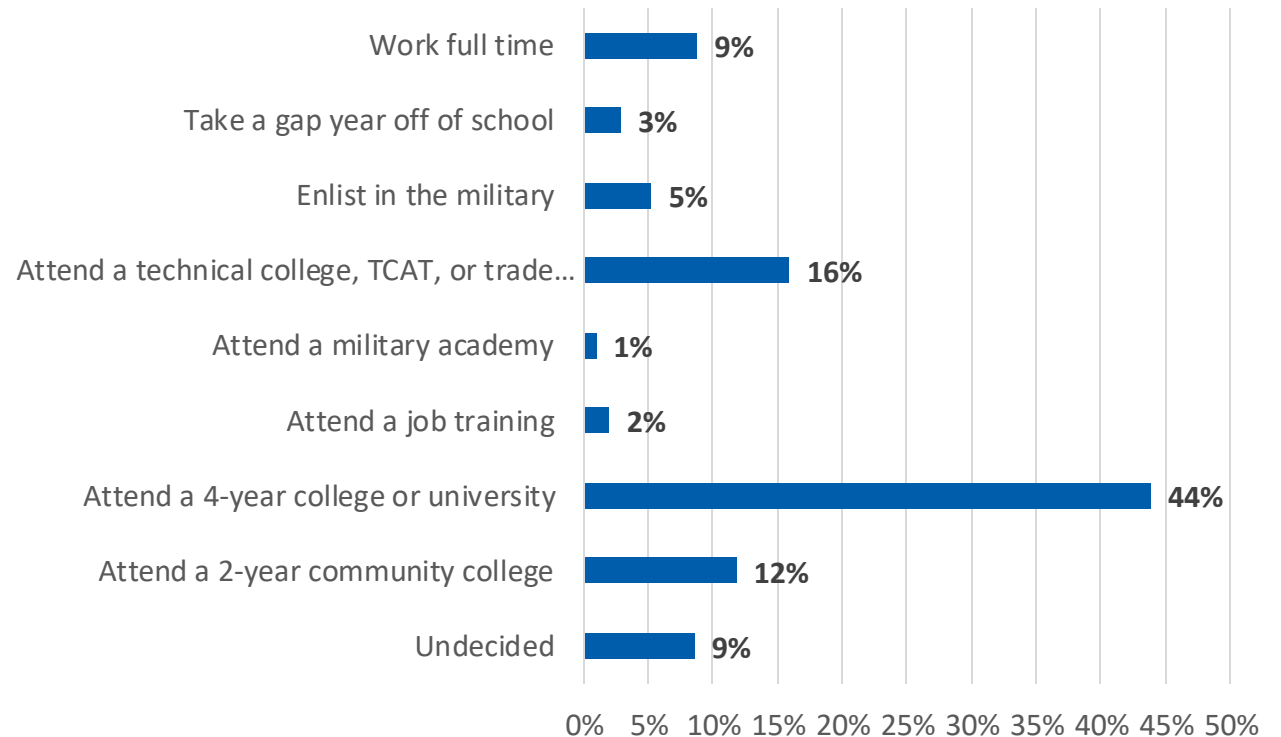


Greatness Grows **Here!**

Current Plans after High School Graduation

- Most respondents (72%) planned to attend a post-secondary institution.
 - 4-year college or university (n=986)
 - Technical college, TCAT, or trade school (n=359)
 - 2-year community college (n=265)
- Top perspective post-secondary institutions:
 1. University of Memphis (n=338)
 2. Southwest Tennessee Community College (n=249)
 3. Tennessee College of Applied Technology (n=113)
 4. Delta Technology College (n=62)
 5. Middle Tennessee State University (n=42)
- A list of the top 45 perspective post-secondary institutions can be found on [HERE](#).

Current Plans after High School Graduation

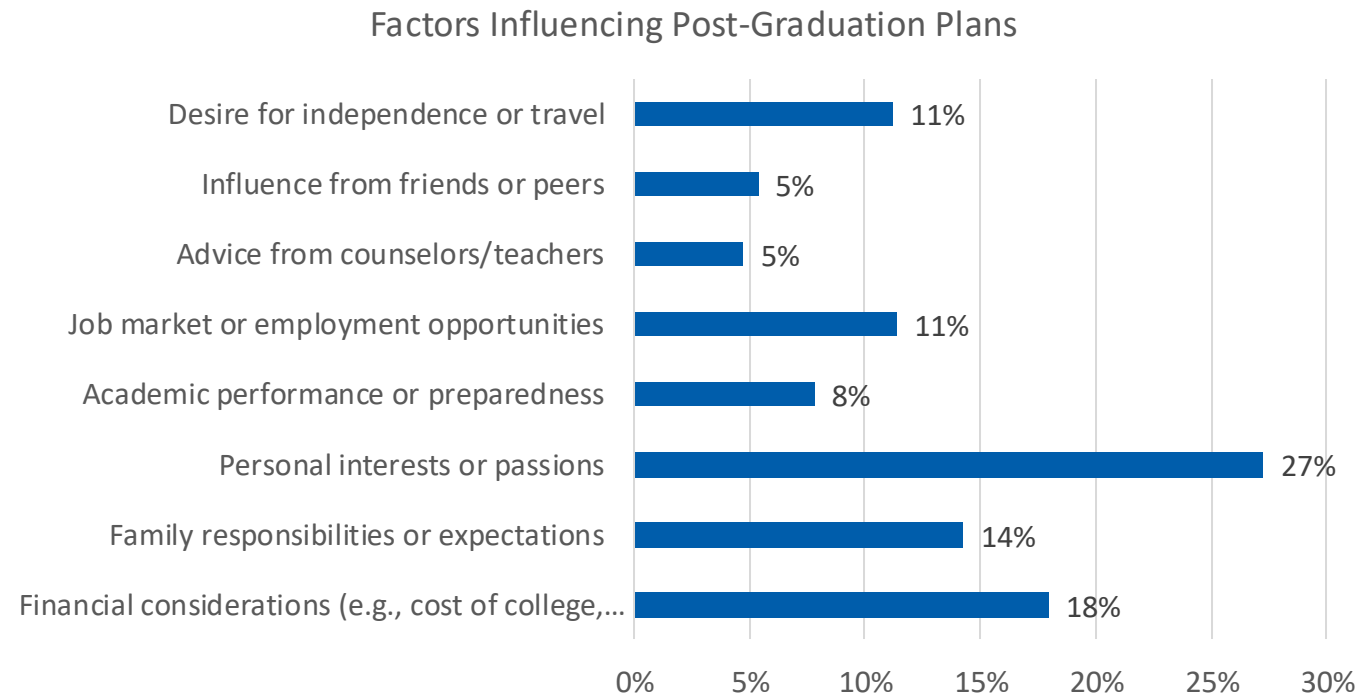




Greatness Grows **Here!**

Factors Influencing Post-Graduation Plans

- Respondents were asked which factors influenced their post-graduation plans. More than one option could be selected.
- Personal interests or passions were the most cited factor that influences post-grad decision.





Greatness Grows **Here!**

Post-Secondary Areas of Study and Preparation

- Of those respondents who planned to attend a post-secondary institution after graduation, 26% planned to study health sciences.

Top Areas of Study	n(%)
Health sciences (e.g., paramedic, nursing, physical therapy)	26% (418)
Business (e.g., business administration and management, human resources, accounting)	13% (206)
Trade and industrial (e.g., construction trades, heating/air conditioning repair, automotive)	10% (168)
Engineering (e.g., biomedical, electrical, mechanical)	9% (147)
Undecided	6% (102)
Visual and performing arts (e.g., cinematography, photography, graphic design, theater)	5% (80)
Computer and information sciences (e.g., computer programming, network administration)	5% (78)
Law, public safety, corrections, and security (e.g., pre-law, criminal justice, police academy, fire academy)	4% (73)
Natural sciences and mathematics (e.g., astronomy, physics, math, pre-medicine)	4% (60)
Agricultural sciences and technologies (e.g., horticulture, veterinary science)	3% (47)
Social sciences (e.g., anthropology, economics, political science, sociology)	3% (46)
Entrepreneurship	3% (44)

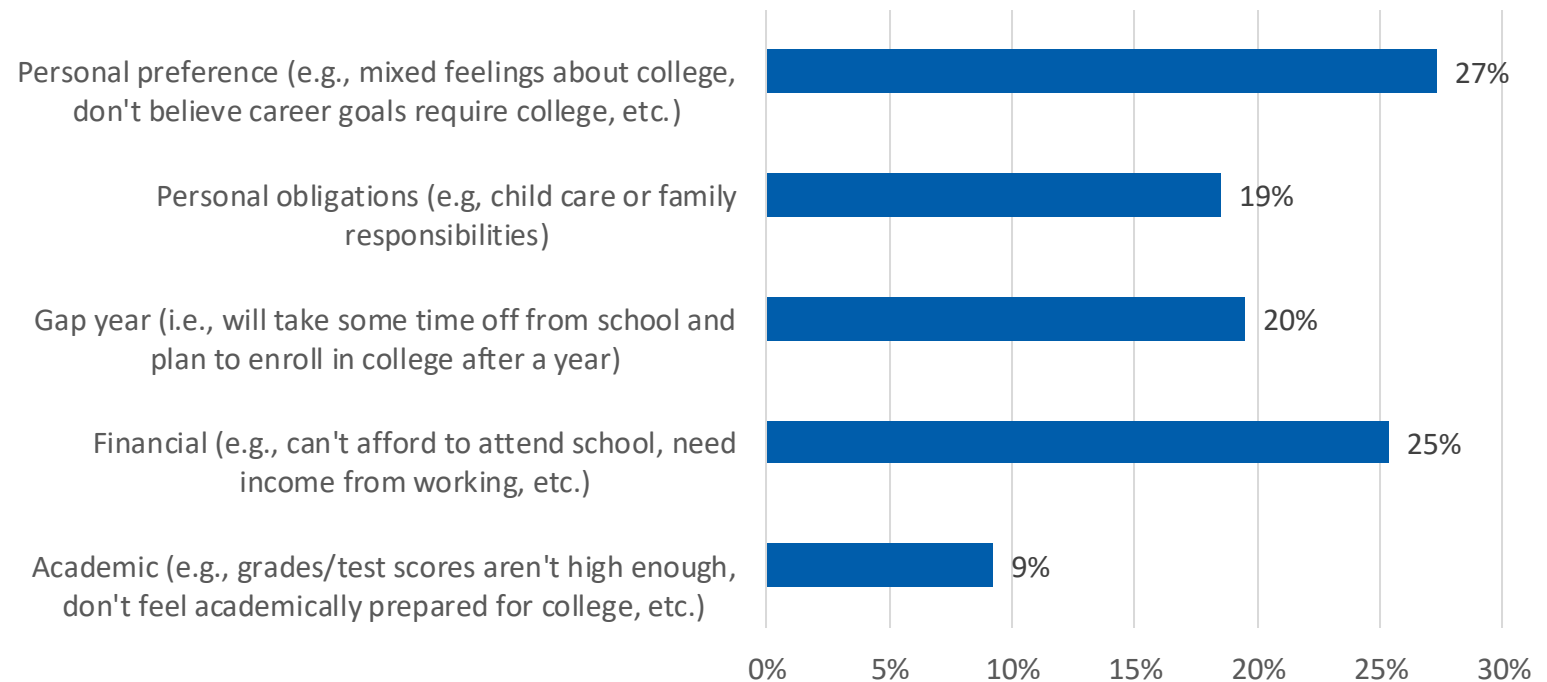


Greatness Grows **Here!**

Primary Reasons for Not Pursuing Further Education

- Among respondents who indicated they would not pursue further education, 27% cited personal preferences as their primary reason, while 25% pointed to financial constraints. Respondents were allowed to select multiple reasons.

Primary Reasons for Not Pursuing Further Education





Workforce Plans

Greatness Grows Here!

- 9% of graduates who completed the survey indicated their plans to enter the workforce after graduation (n=200).
- While many respondents (23%) were undecided about their field, 20% did indicate their interest to pursue jobs in the Business sector.

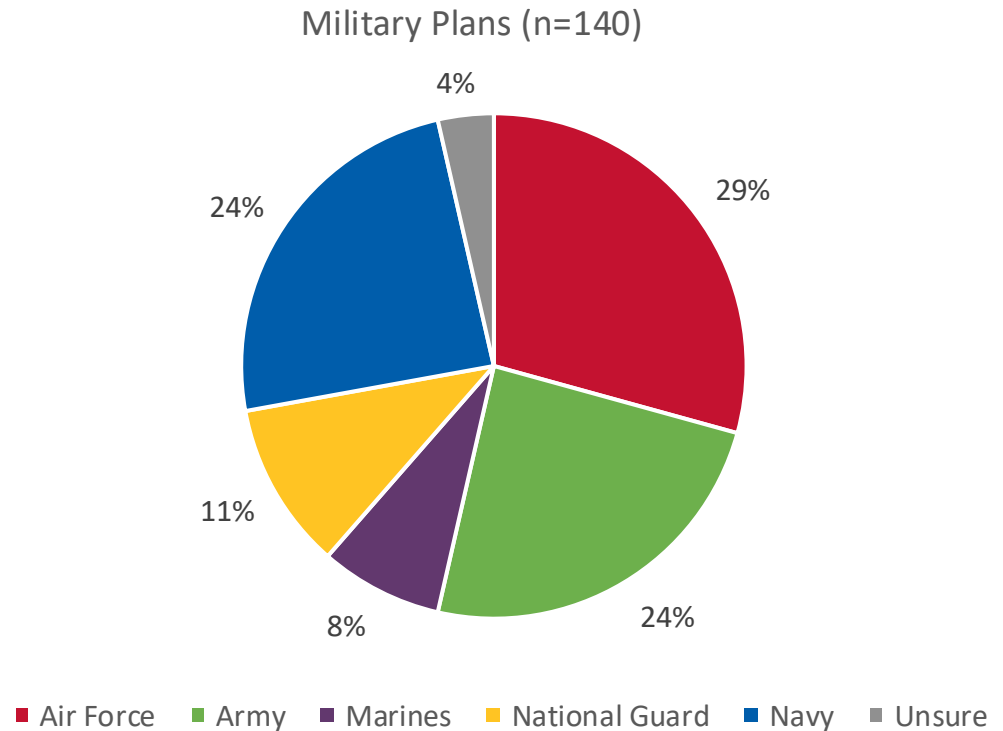
Top 10 Workforce Fields	n(%)
Undecided	48 (23%)
Business (e.g., business administration and management, human resources, accounting)	40 (20%)
Trade and industrial (e.g., construction trades, heating/air conditioning repair, automotive)	25 (12%)
Architecture (e.g., building or landscape design, construction science, drafting, urban planning)	15 (7%)
Engineering (e.g., biomedical, electrical, mechanical)	14 (7%)
Entrepreneurship	11 (5%)
Computer and information sciences (e.g., computer programming, network administration)	10 (5%)
Health sciences (e.g., paramedic, nursing, physical therapy)	9 (4%)
Visual and performing arts (e.g., cinematography, photography, graphic design, theater)	7 (3%)
Agricultural sciences and technologies (e.g., horticulture, veterinary science)	6 (3%)
Hospitality and tourism (e.g., culinary arts, restaurant management)	5 (2%)



Military Plans

Greatness Grows Here!

- Roughly, 6% of graduates who completed the survey indicated their plans to join the military or a military academy after high school graduation (n=140).
- Of those, 41 graduates (29%) indicated their plans to join the AirForce.



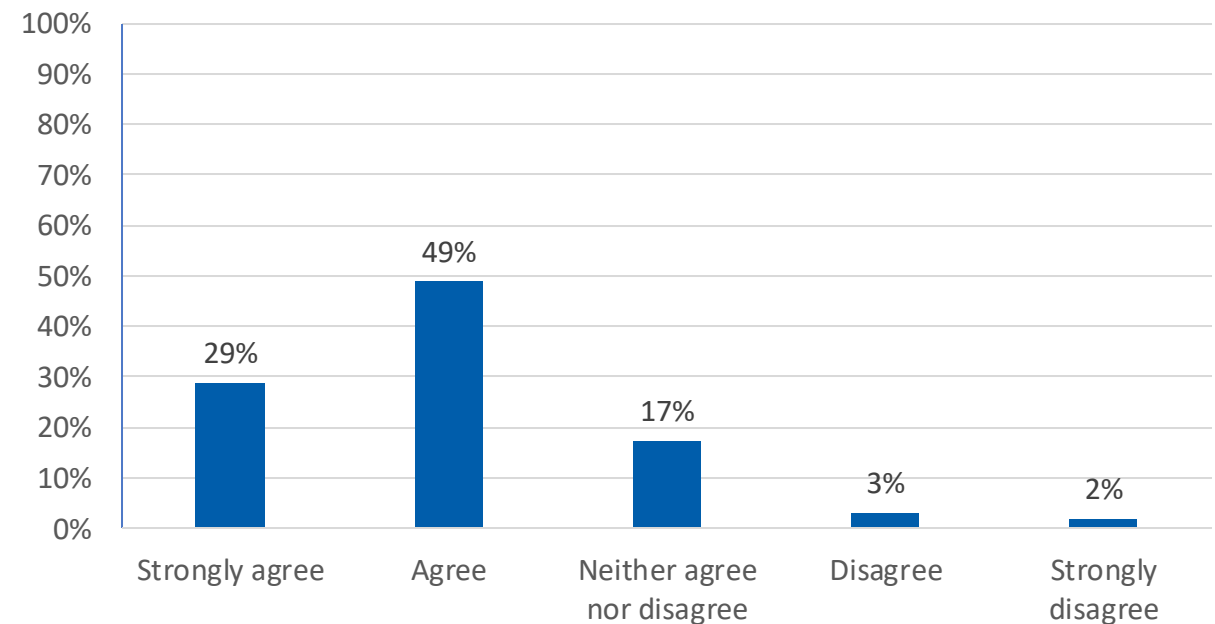


Greatness Grows Here!

Preparation for Post-Graduation Plans

- 78% of graduates agreed or strongly agreed the education they received from MSCS prepared them for their post-graduation plans (n=1,640).
- 57% of graduates would like us to follow up after graduation to learn more about their progress (n=1,195).

The education I received from Memphis-Shelby County Schools has prepared me for my current post-graduation plans.





Improving MSCS

Greatness Grows **Here!**

Respondents provided feedback on ways their educational experience at MSCS could be improved. Below are the top 2 categories of responses

1. Hire Qualified Teachers

- "Hire More skilled teachers that pay attention to students needs more."
- "More in person Teachers."
- "School would have been better if teachers had really engaged with the students. Not only that, but they shouldn't have treated all students like the [challenging ones] or those with behavioral problems. [Education] should have been meaningful and useful. I didn't get [too] much of anything until the end and that came from a counselor that cared about me graduating on time. Communication should have been the teacher's mission for the classroom so that the children would feel comfortable and safe at school."

2. Provide Engaging and Hands-on Learning to Prepare Students for Real Life

- "More engaging and hands on activities that best fit the students' interests towards their career goals."
- "I think incorporating more technology and focusing more on practical skills that students can use in real world jobs would be a great improvement."
- "Less classes per day, longer class periods for time to dive into content, and more assistance with post graduation plans."



Dream Job/Careers

Greatness Grows **Here!**

Graduates were asked: “What is your dream job or career goal?” The most common open-ended responses included*:

- **Nursing & Health Care** (34%; n=612)
 - Examples: NICU nurse, doctor, veterinarian, travel nurse, pediatrician, ultrasound technician
- **Entrepreneurship, Finance, Business & Law** (20%; n=358)
 - Examples: Business owner, CEO, lawyer, accountant, real estate
- **Arts, Music & Sports** (16%; n=284)
 - Examples: Photographer, actor, dancer, musician, content creators, performer, NFL, NBA
- **Skilled Trades** (14%; n=257)
 - Examples: Construction worker, chef, welder, electrician, cosmetologist, pilot
- **Engineering & Technology** (10%; n=176)
 - Examples: Robotics engineer, computer engineer, software developer, video game developer
- **Human Services, Criminal Justice, & Education** (7%; n=133)
 - Examples: Therapist, psychologist, school counselor, teacher, social worker, police, firefighter

*(Total number of valid responses =1820)



Top 45 Post-Secondary Institutions

Greatness Grows **Here!**

1.	University of Memphis
2.	Southwest Tennessee Community College
3.	Tennessee College of Applied Technology
4.	Delta Technology College
5.	Middle Tennessee State University
6.	University of Tennessee Knoxville
7.	University of Tennessee Martin
8.	Austin Peay State University
9.	Jackson State University
10.	Moore Tech
11.	Alabama A&M University
12.	Christian Brothers University
13.	University of Tennessee Chattanooga
14.	LeMoyne-Owen College
15.	Concorde Career College

16.	Baptist Health Science University
17.	Lane College
18.	Lincoln Tech
19.	Mississippi State University
20.	Clark Atlanta University
21.	Mississippi Valley State University
22.	Tennessee State University
23.	Baptist Health Sciences University
24.	Fisk University
25.	Tennessee Tech University
26.	Southern University A&M
27.	Alabama State University
28.	Howard University
29.	Rhodes College
30.	University of Arkansas at Pine Bluff

31.	University of Arkansas Little Rock
32.	Xavier University of Louisiana
33.	Prairie View A&M University
34.	Savannah College of Art and Design
35.	Alcorn State University
36.	Coahoma Community College
37.	Empire Beauty School
38.	Florida A & M University
39.	Lane College
40.	Universal Technical Institute
41.	University of Alabama Birmingham
42.	Bethel University
43.	Grambling State University
44.	Lincoln University of Missouri
45.	Paul Mitchell School



School Completion Rates

Greatness Grows **Here!**

School Name	Number of Graduates	Number of Completed Surveys	Completion Rate
Hollis F. Price Middle College	15	15	100%
Medical District High School	43	43	100%
Kingsbury High	274	259	95%
B. T. Washington High	60	56	93%
Invictus Academy at Airways	52	46	88%
Manassas High	75	57	76%
Southwind High	439	330	75%
East High	125	91	73%
Ridgeway High	173	124	72%
Bolton High	166	100	60%
Oakhaven High	64	38	59%
Wooddale High	166	85	51%
Douglass High	115	56	49%
Memphis Virtual School	58	24	41%
Mitchell High	100	40	40%
Hamilton High	150	56	37%
Westwood High	102	37	36%

School Name	Number of Graduates	Number of Completed Surveys	Completion Rate
Middle College High	70	24	34%
Central High	323	107	33%
Melrose High	151	50	33%
Germantown High	425	134	32%
White Station High	506	144	28%
Sheffield High	84	19	23%
Cordova High School	574	124	22%
Craigmont High	211	36	17%
Trezevant High	179	30	17%
Kirby High	211	34	16%
G.W. Carver College & Career Academy	45	6	13%
Fairley High School	103	12	12%
Overton High	312	30	10%
Whitehaven High	336	20	6%
Raleigh-Egypt High	197	5	3%
Avon School	166	1	1%
Northeast Prep Academy	2	13	650%*

* Only 2 students graduated from Northeast Prep Academy; others took the survey there, then returned to their primary school to graduate.

THANK YOU!

Memphis-Shelby County Schools offers educational and employment opportunities without regard to race, color, religion, sex, creed, age, disability, national origin, or genetic information.



Greatness Grows **Here!**